

Navajo Technical University

Fall 2025 Semester Highlights

Created by Owen Hunter Student Intern

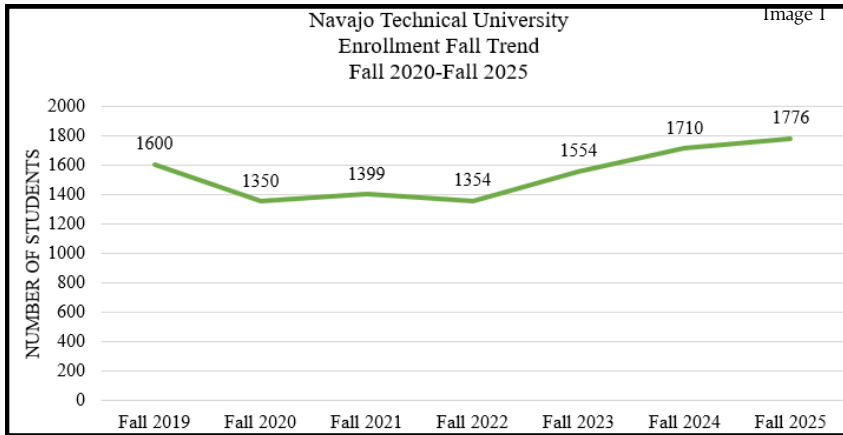
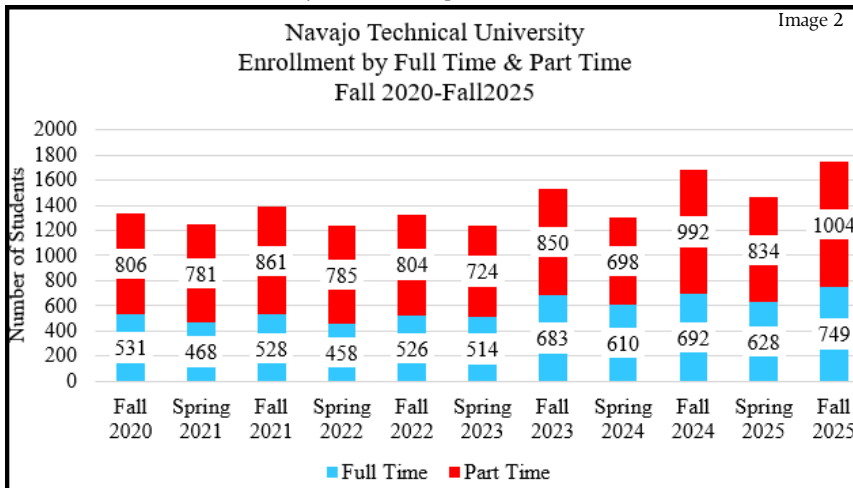


Image 1 and 2 illustrate student enrollment figures, segmented by total headcount and by full- time vs. part- time status.

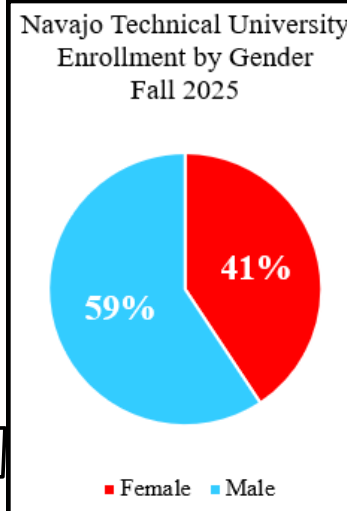


The following programs are the top five enrolled majors at NTU for Fall 2025.


Major	No. of Students Enrolled
Early Childhood Multicultural Education	126
Welding	98
Business Administration	79
Nursing Assistant	68
General Studies	63



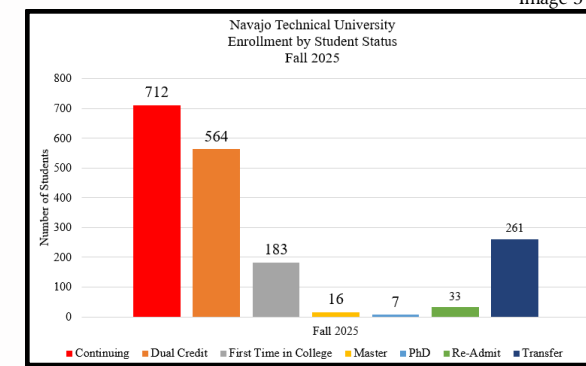
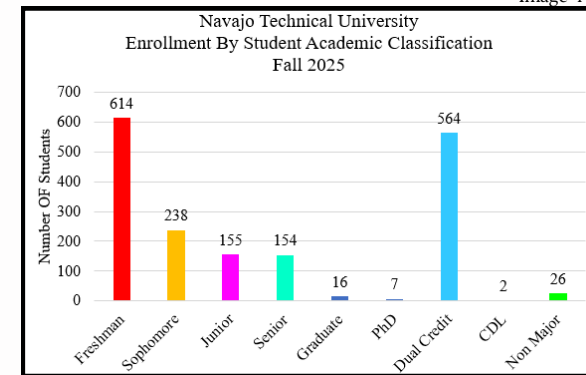
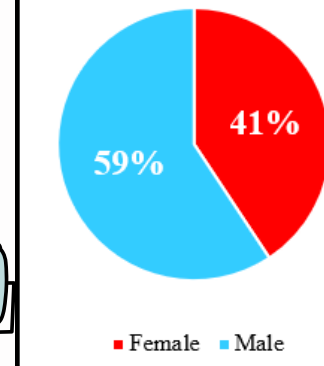
Image 3 presents the gender distribution of the student body, highlighting the percentage of male and female students.



Sheena Begay, Director of ODIR; Email at sheena.begay@navajotech.edu
 Leah Brown, Data Technician, email at l.brown@navajotech.edu
 For more information visit: <http://www.navajotech.edu/about/insitutional-data-andreporting>



Contact Us



Images 4 and 5 detail enrollment trends based on students status (e.g., new, continuing, returning) and academic classification (e.g. freshman, sophomore, junior, and senior).

