

Welcome to Fall 2025 and Your Online/Hybrid Course!

Dear NTU Student,

Welcome to the Fall 2025 Semester! The session begins **Monday, August 18, 2025, the first day you can access your online, hybrid/blended, web-enhanced course.** Fall will end on **Thursday, December 11, 2025.** Please check your NTU Skyhawk email for more information regarding course changes. I recommend that you log in to **Blackboard Ultra** to access your course, read the course Syllabus, know how to contact your Professor, and participate in your course(s).

The following is training information on our new Learning Management System - **Blackboard Ultra**. **Please attend at least one of the sessions if you are not familiar with our LMS and sign the [Student E-Learning Acknowledgment form](#). You can email me a signed copy or send it to your academic advisor for documentation.**

**Student Blackboard Training in Blackboard Collaborate:**

Link: <https://us.bbcollab.com/guest/982aafdc34e54fb6870f32935d673ebf>

Meeting ID: **+1-571-392-7650**

PIN: **2618261382**

**Date & Time**

- Monday, August 18, 2025, @ 9:00 AM
- Monday, August 18, 2025, @ 2:00 PM
- Tuesday, August 19, 2025, @ 9:00 AM
- Tuesday, August 19, 2025, @ 2:00 PM
- Wednesday, August 20, 2025, @ 9:00 AM
- Wednesday, August 20, 2025, @ 2:00 PM
- Thursday, August 21, 2025, @ 9:00 AM
- Thursday, August 21, 2025, @ 2:00 PM
- Monday, August 25, 2025, @ 9:00 AM
- Monday, August 25, 2025, @ 2:00 PM
- Tuesday, August 26, 2025, @ 9:00 AM
- Wednesday, August 27, 2025, @ 9:00 AM
- Thursday, August 28, 2025, @ 9:00 AM

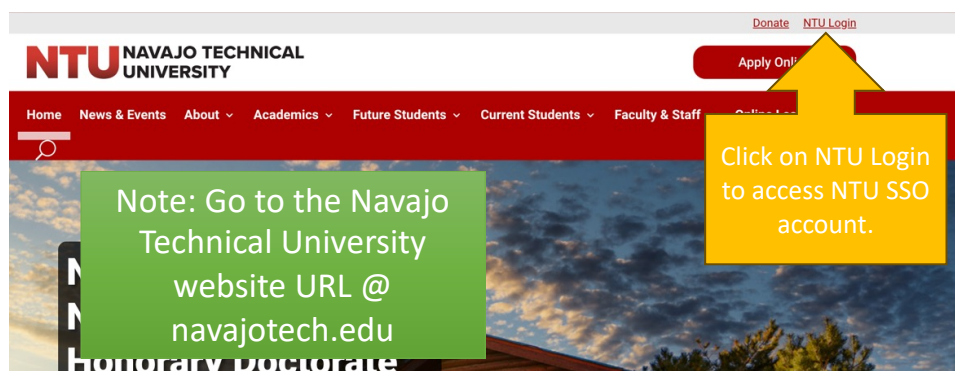
**Meeting Types:** A **web-enhanced** course is a traditional course offered face-to-face using Blackboard Ultra or some learning management system or web presence to enhance the course. The **hybrid-blended** course is half face-to-face and the use of a virtual tool such as Collaborate or Zoom, and the other half involves using Blackboard Ultra or some learning management system or web presence to enhance the course. The **online** course is offered fully online using Blackboard Ultra or web presence to enhance the course. *You will need to contact your instructor if they are using a different LMS besides Blackboard Ultra.*

You are expected to log into <https://navajotech.blackboard.com/> or the required Learning Management System (LMS) used by your Professor. Please check your **Skyhawk email** for specific course instructions from your online Professor.

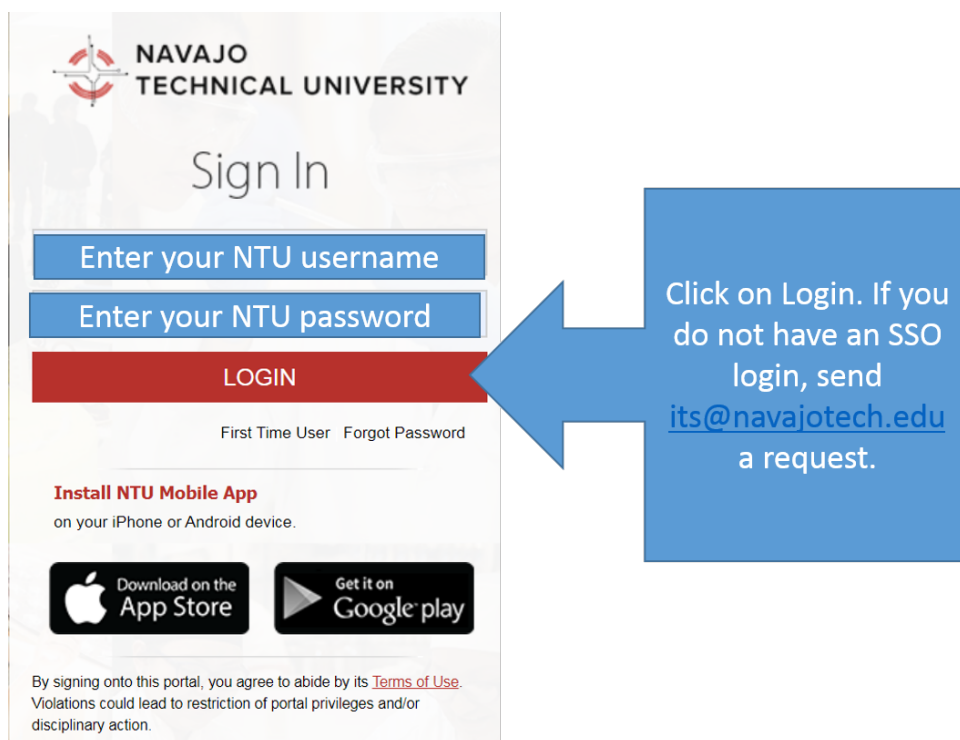
Please read the following information carefully and refer to the attached document for essential details on entering and preparing for your online course in Blackboard Ultra. If you do not have a Blackboard Ultra account, please see the IT Department or send an email to [its@navajotech.edu](mailto:its@navajotech.edu) to request account information.

### How to log in to the SSO account


1. Go to and click the "SSO Login" link at the top bar or main NTU webpage.



2. Enter your NTU username and password. (Note: The IT department creates an account. If you do not have an SSO account, email [its@navajotech.edu](mailto:its@navajotech.edu)).



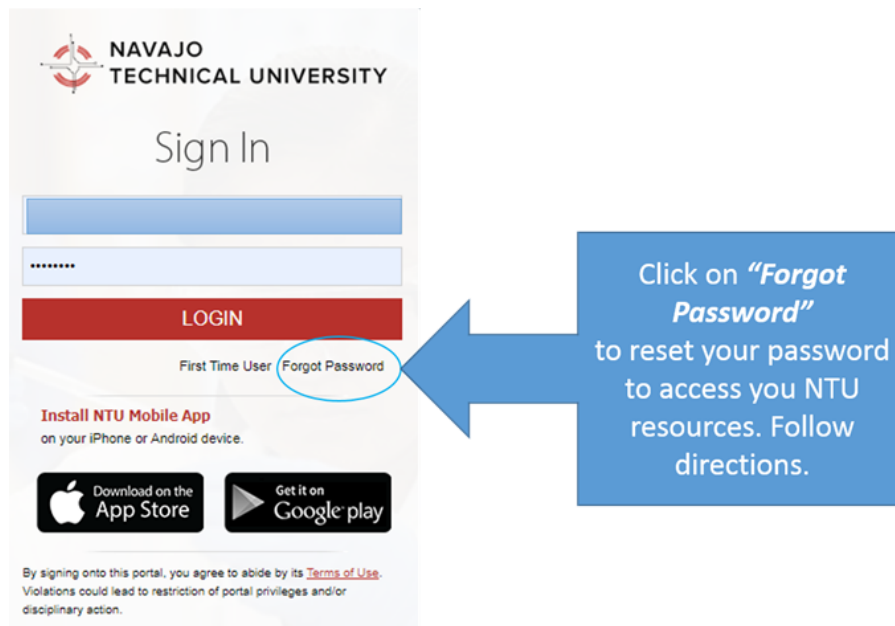
3. Once you successfully log in, the SSO page should appear. Click on Blackboard Ultra to find your courses.



4. Begin navigating your courses.

#### Another option - How to log in to Blackboard Ultra

1. Go to <https://navajotech.blackboard.com/>
2. Click on the "Login" link at the top bar
3. Use your NTU ID and Password



You should now be logged in. If you got a login error, please double-check your password and NTU ID. If you cannot log in to Blackboard Ultra, please click on [Forgotten your username or password](#) to reset your password. Check your email to retrieve your password. Your courses are located under "**Courses**" on the main page; you may need to scroll down if you do not see your course. You will not see any listings if you are not enrolled in any courses.

NOTE: If you are logging into your NTU SSO Blackboard for the first time and experiencing problems, follow these steps to activate your Blackboard access.

## Logging into Blackboard using SSO

- Login into your SSO account  
<https://sso.navajotech.edu>

- Click the blackboard app



- Select  
Sign in with third-party account



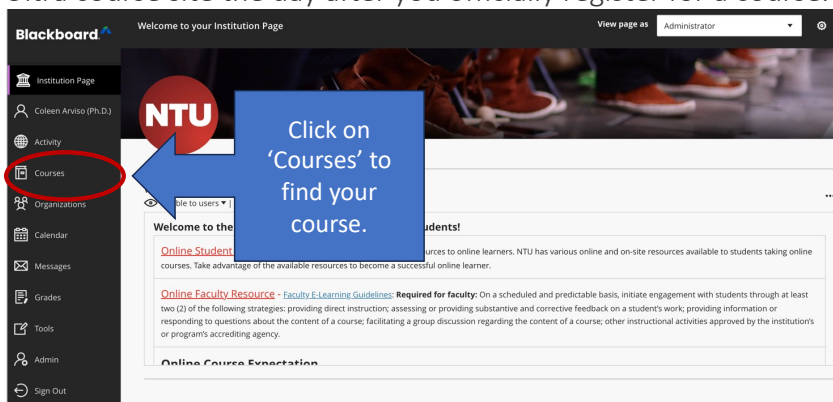
- Click on Navajotech Single -Sign On



In Blackboard, your course can be found under "Course".

### How to Find Your Course(s)

Your courses are located under "Courses". You should see semesters listed. Click the down arrow next to the current semester to see the courses for that semester. You will normally be enrolled in a Blackboard Ultra course site the day after you officially register for a course.



## PREPARATION FOR ONLINE COURSES

Information about online courses is available on the [E-Learning Resource](#) and [Student Resource](#) pages. To see a detailed course description and any additional instructions provided by your instructor, select Fall 2025 courses.

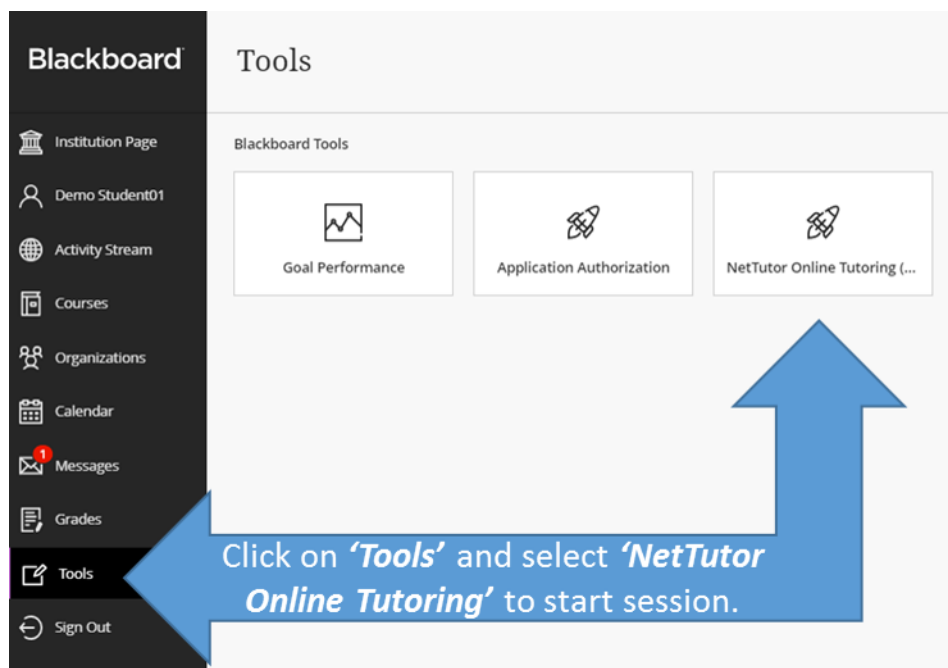


### Blackboard STUDENT ORIENTATION COURSE – **ready!**

Under 'Course', you will see a 'Blackboard Ultra 101 - Student Orientation Course' course. This course is to help you use the various features of Blackboard Ultra. Please review and complete this course once it is available.

### ONLINE TUTORING TOOL

You also have access to a free online tutoring tool. You can access the tool in your online course by clicking the **NetTutor** link. NetTutor has Subject Matter Experts in all areas. Please use this resource to help you with any challenges you may have in your course. For more information, go to URL, <http://www.navajotech.edu/online-tutoring>.



Select a Nettutor Subject Matter Category.

Hello, Your name here,

Welcome to the Student Hub! Choose one of the options below to access student services and academic support.



NetTutor Tutoring Center

Connect with a friendly tutor. Help is just a click away.



NetTutor Writing Center

Need help with your writing? Drop off a paper or join a live session to get feedback from a writing tutor.



Click on Tutoring Center to find your subject you need help with.

Not s...les or connec

Click on Writing center for help on your writing assignment.

Once you are in the course listings for the semester, click on the course title.

## Before your course begins:

1. Obtain your textbooks; most are available at the [NTU Bookstore](#) or through other online booksellers such as Amazon. Refer to your syllabus for book information.
2. Check your computer requirements.
  - a. Go to <https://navajotech.blackboard.com/> and log in with your NTU Skyhawk Email.
  - b. Contact Technical Support if you have questions at the [NTU IT Helpdesk](#).
3. Help with common problems can be found in [Student E-Learning Resources](#).
4. Instructions to add a photo to your course profile can be found at [Add Your Photo to Your Blackboard Profile](#)
5. New to online Learning? NTU Online [Student Policies and Procedures](#) can help you navigate.
6. Is online Learning for you? Online Learning requires computer skills, communication skills, and being a motivated self-starter. Complete the online readiness for online Learning by filling out the following assessment to get a good idea of your readiness: [NTU Online Learning Readiness Quiz](#).
7. You must have dedicated access to a computer that connects to the Internet, loaded with Chrome or a Browser.
8. Read the [E-Learning Tips](#) for Success on how to be a successful online learner.
9. Ensure you attend your online courses weekly. Refer to the [online attendance policy](#). Online students need to log in to their Learning Management System (LMS) at least 3-4 times a week.
10. Do your own work. Refer to the [E-Learning Student policies](#) for more information.

## Attend the first day of class:

1. Go to: <https://help.blackboard.com/>, log on to Blackboard Ultra using your Skyhawk ID and Password, and begin working.
2. Online courses follow the NTU academic calendar. It is crucial to begin working within your course on the first day of instruction.
3. Additional information about Blackboard Ultra can be found at [Student E-Learning](#).

## **Nitsahakees Bee'anoseel Student Success Center**

Tutoring is available to all students in the [Nitsahakees Bee'anoseel Student Success Center](#) located on the Crownpoint Campus. The lab offers tutoring services and provides access to general computer use. In place of structured tutoring, the facilities may be used simply as a quiet place to work on homework assignments. Hours of operation vary from semester to semester but include some afternoons and evenings. Specific hours are posted on the entrance door and the posting boards throughout the campus.

Tutorial Services is also a source of employment site for students qualified for the work-study program. The Nitsahakees Bee'anoseel Student Success Center is located on the first level of the Student Union Building, Rooms 145 and 146.

### **Technical Assistance:**

1. For Course Support: see your Blackboard Ultra course for contact information.
2. For additional Technical Support, call 505.387.7363, Monday – Friday from 8:00 AM to 5:00 PM, or email: [its@navajotech.edu](mailto:its@navajotech.edu).
3. For online technical support, go to <http://www.navajotech.edu/about/it-dept>.

Additional Questions?

Contact:

Coleen Arviso, Ph.D.

Director of E-Learning

Navajo Technical University

**Email:** [ccarviso@navajotech.edu](mailto:ccarviso@navajotech.edu)

**Cell:** (505) 728-7069

**Schedule a Meeting:** [calendly.com/ccarviso](https://calendly.com/ccarviso)

