



Navajo Technical University

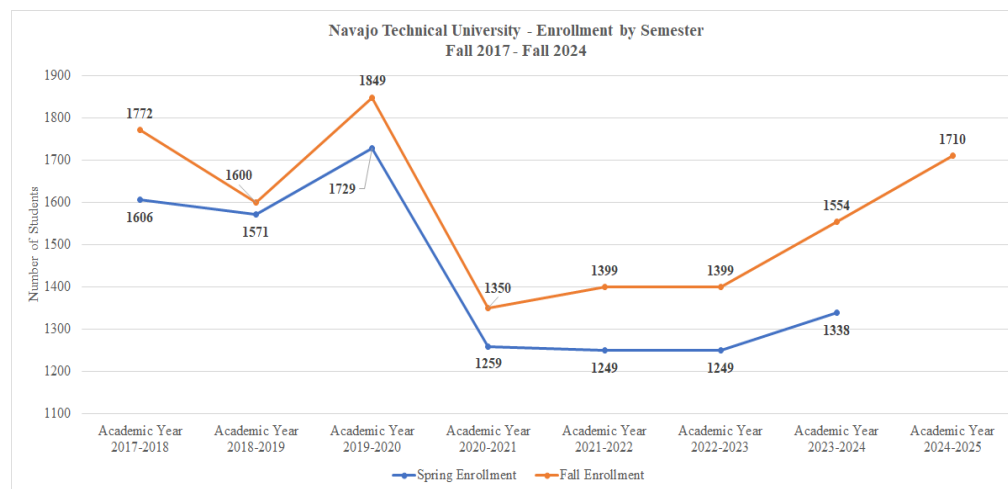
Fall 2024

Enrollment Highlights

Fall 2024 Enrollment Highlights is an infographic document that is created and distributed by the Office of Institutional Data and Reporting (OIDR) at Navajo Technical University (NTU). It is to provide a snapshot of our fall 2024 student enrollment. The semester enrollment data reported in this document is based on *Census Day* count. **Census Day** or sometimes called “freeze day” refers to the official semester enrollment collection day for Navajo Technical University. The Office of Institutional Data & Reporting (OIDR) works in collaboration with the Registrar and the Director of Enrollment to produce and certify the semester enrollment.

Image 1

Fall 2024 Enrollment: 1,710



Navajo Technical University’s enrollment includes all students based on *headcount*. **Headcount** is the count based on the number of students present during census day count. This count includes all, degree seeking students, non-majors, dual credit students and graduate-level students. This is represented in a graph by fall and spring semesters in *image 1 (left)*.

OIDR analyzes data in various formats. Below you will see data based on *Student Status (image 2)* and location (*image 3*). **Student Status** refers to the classification of enrolling students during the specified semester. There are seven categories that make up the *Student Status*: *First Time In College*, *Continuing*, *Returning*, *Transfer*, *Graduate Students*, *PhD students* and *Dual Credit High School students*. The Student Status definitions are in accordance with the New Mexico Higher Education reporting guidelines.

Image 2

Student Enrollment by Student Status	Number of Students
Continuing	671
Dual Credit	522
First Time In College In College	186
Graduate Student	21
PhD Student	5
Returning	134
Transfer	171

Image 3

Student Enrollment by Location	Number of Students
AZ Dual Enrollment	86
Chinle Site	228
Crownpoint Campus	700
Kirtland Site	25
NM Dual Enrollment	436
Online	164
Teec Nos Pos Site	15
Zuni Site	56

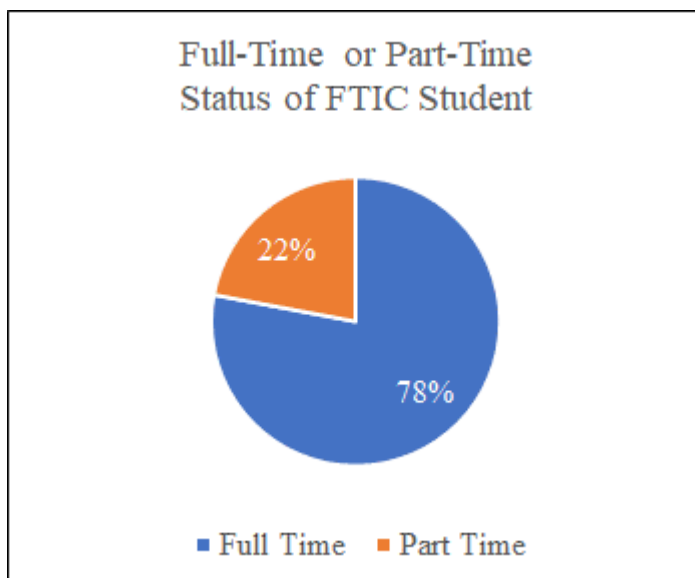
A First-time In College (FTIC) is an undergraduate student who “has no prior postsecondary experience attending any institution for the first time at the undergraduate level...” (<https://surveys.nces.ed.gov/ipeds/public/glossary>)

Why are First-Time In College Students Important? Our FTIC students are crucial to our institution since they represent the fall *cohort* that determines key institutional rates. These institutional rates include: graduation rate, retention rate, course completions rates and, developmental course placements/completions. FTIC students determine graduation rates by returning each semester, successfully completing required course work that is needed to receive their degree *on time* (or *within 150% of normal time to completion*).

150% of Normal time to completion means “The amount of time necessary for a student to complete all requirements for a degree or certificate according to the institution's catalog.” Bachelor's degrees are typically listed to be completed in four years, therefore: $4 * 150\% = 6$ years or 12 semesters (excluding summer sessions). Associate degrees are listed as two-year programs in our catalog, therefore: $2 * 150\% = 3$ years or 6 semesters (excluding summer sessions). Certificate programs are usually listed as a one-year program therefore: $1 * 150\% = 1.5$ years or 3 semesters (excluding summer sessions). These FTIC students must be full-time and degree seeking to be placed in a cohort. They are the ones who determine our retention and graduation rates. The fall 2023 FTIC cohort will need to complete their degree by following dates in order to be counted towards a successful completer of a program:

- Certificate– 3 semesters or fall 2025
- Associate– 6 semesters or spring 2027
- Bachelor– 12 semesters or spring 2030

First Time In College Students, Top Ten Majors:	#
Welding	29
Electrical Trades	21
Nursing Assistant	20
Automotive Technology	14
General Studies	13
Registered Nursing	8
Early Childhood Multicultural Edu.	8
Culinary Arts	7
Veterinary Technician	7
Construction Technology	6
Computer Science	5
Administrative Office Specialist	5



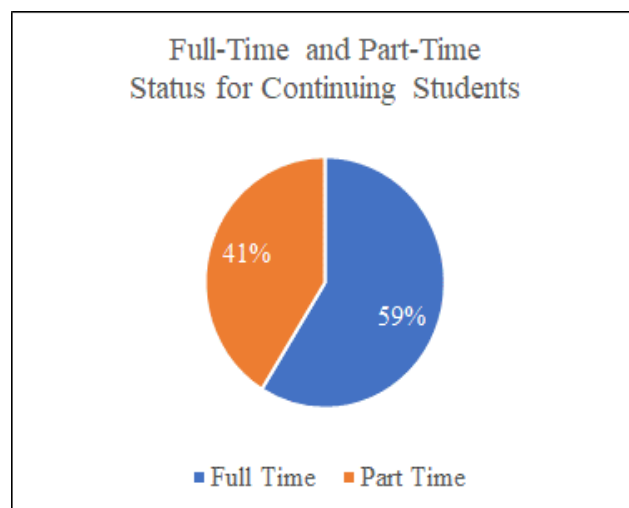
First Time In College: Enrollment by Location	Number of Students
Chinle Site	45
Crownpoint Campus	116
Kirtland Site	4
Online	6
Teec Nos Pos Site	6
Zuni Site	9

Fun fact: the average age of the fall 2024 first-time-in-college student is 20 years old.

Continuing Students are undergraduate students who have continued their studies from fall to spring, or spring to fall semesters without *stopping out*. **Stopping out** refers to a student who stopped attending the university and did not return during a fall or spring semester. The data captured in this report are students who have continued from the spring 2024 semester and re-enroll this fall 2024 semester, regardless of changes in their part-time or full-time status, change of major or, change of campus/site location.

Continuing Students Top Ten Majors: #

Early Childhood Multicultural Education	95
Business Administration	62
Administrative Office Specialist	41
Welding	39
Nursing Assistant	33
General Studies	32
Culinary Arts	28
Accounting	23
Biology	20
Information Technology Technician	17
Registered Nursing	17
Electrical Engineering	16



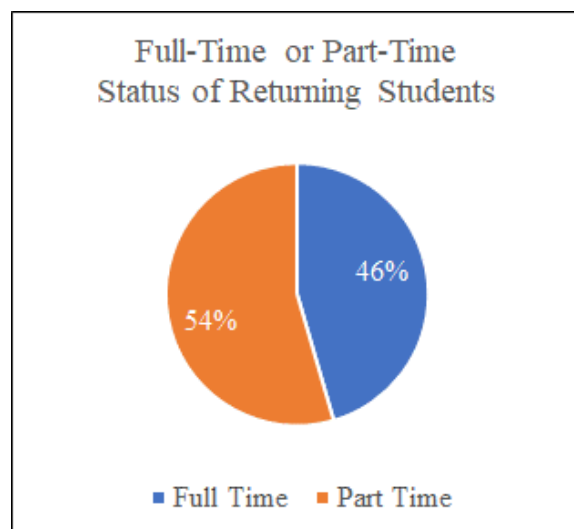
Fun fact: Out of all NTU students, Continuing Students are most likely to select a STEM, bachelor program to major in here at NTU.

Returning students are undergraduate students who have stopped out for at least one semester (fall or spring semesters) but have re-enrolled at Navajo Technical University to continue seeking a degree/certificate. While some returning students may have stopped out for numerous years, others have stopped out for only a semester or two. Returning students who have not exceeded their *150% Normal time to completion* as explained in page three, can still complete on time if they enroll in summer semesters and/or intersession courses to complete their degree plan. If they have exceeded their time limitations, they will still be added to the number of completions (degree completions) and submitted to IPEDS. This will show that even though our students are not completing on time, they are still receiving a degree or certificate from NTU. IPEDS is the **Integrated Postsecondary Education Data System**, “It (IPEDS) is a system of interrelated surveys conducted annually by the U.S. Department of Education's National Center for Education Statistics (NCES).”

Returning Students Top Majors Selected: #

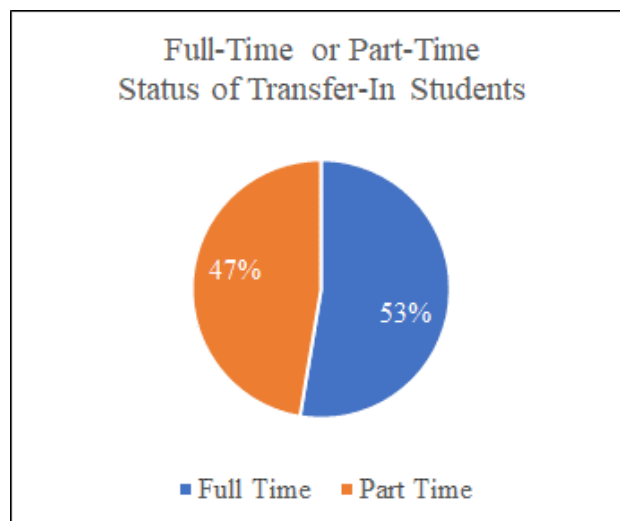
Early Childhood Multicultural Education	15
Business Administration	13
General Studies	8
Construction Technology	7
Heavy Equipment Operator/CDL	6
Nursing Assistant	6
Welding	6

Fun fact: Out of all NTU students, Returning Students are most likely to select an Associate program here at NTU.



Transfer-In students, or Transfer Students is “A student entering the reporting institution for the first time but known to have previously attended a postsecondary institution at the same level (e.g., undergraduate, graduate). This includes new students enrolled in the fall term who transferred into the reporting institution the prior summer session. The student may transfer with or without credit. For systems of coordinated institutions (multi-campus system), students are to be identified as transfer-in students upon entering an institution from another institution within the same coordinated system.” (<https://surveys.nces.ed.gov/ipeds/public/glossary>)

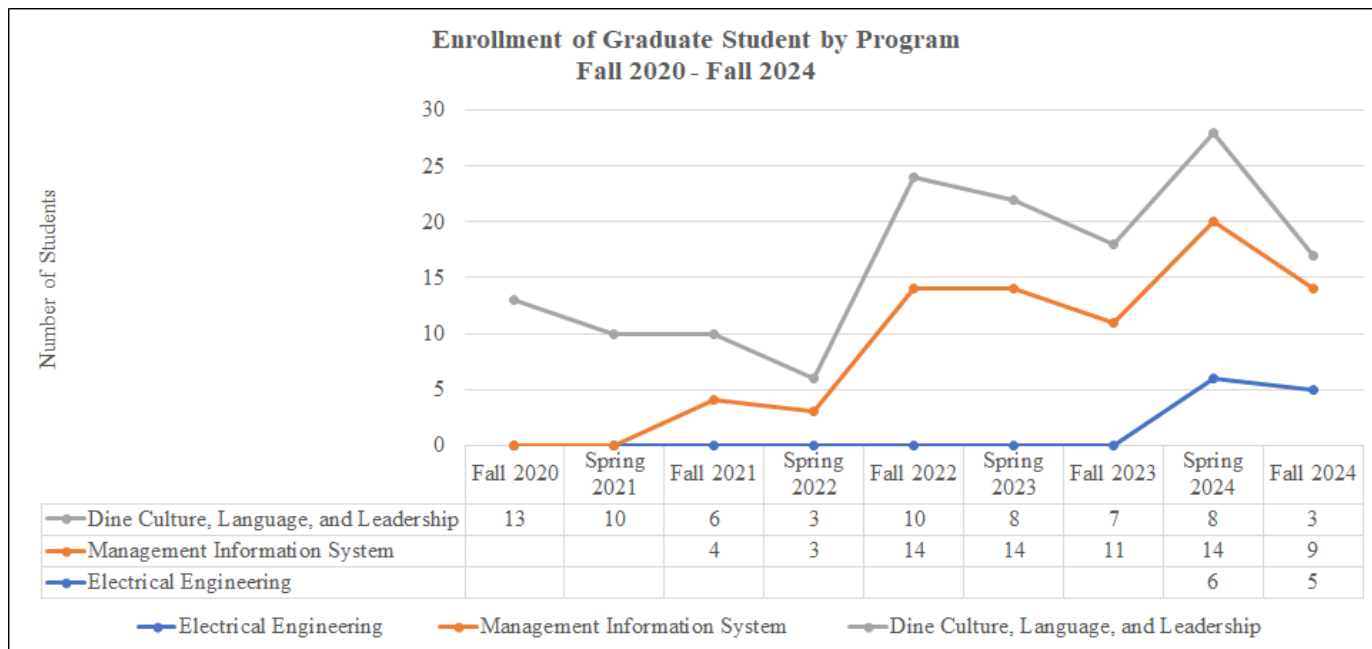
Transfer-In Students Top Ten Majors:		#
Early Childhood Multicultural Education		22
Business Administration		16
Accounting		15
Welding		10
Administrative Office Specialist		8
Registered Nursing		8
Counseling-Substance Use Disorder		6
Electrical Trades		6
Nursing Assistant		6
General Studies		5
Culinary Arts		5
Counseling		4
Biology		4
Heavy Equipment Operator/CDL		4
Law Advocate		4



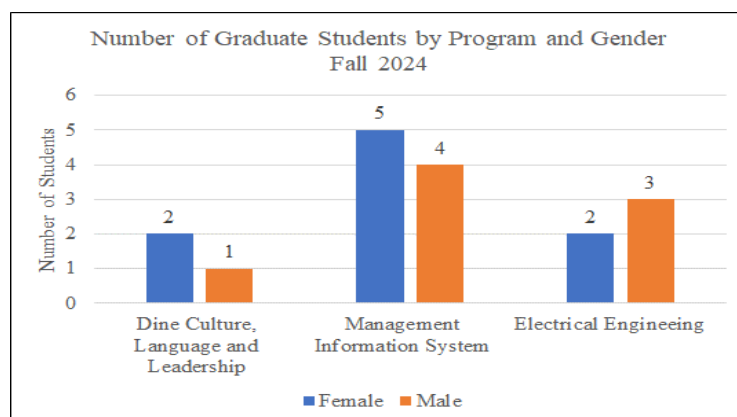
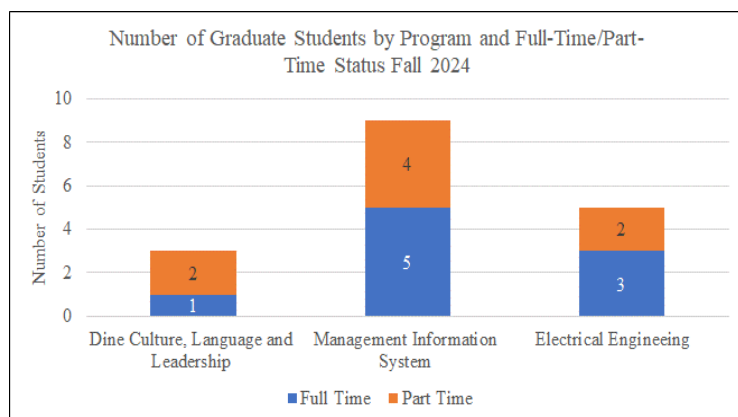
The top five institutions where our Transfer-In students came from, including the programs they are majoring in here at NTU, are shown below.

1	Dine College	30	2	The University of New Mexico - Gallup Branch	12	4	UNIVERSITY OF NEW MEXICO (MAIN Campus)	7	
	Accounting	5		Business Administration	3		Early Childhood Multicultural Education	3	
	Early Childhood Multicultural Education	3		Early Childhood Multicultural Education	1		Administrative Office Specialist	1	
	Registered Nursing	3		Electrical Trades	1		Business Administration	1	
	Business Administration	2		General Studies	1		Counseling:Substance use disorder	1	
	Counseling:Substance use disorder	2		Industrial Engineering	1		General Studies	1	
	Non-Major	2		Information Technology	1				
	Nursing Assistant	2		Information Technology Technician	1		Northland Pioneer College	5	
	Administrative Office Specialist	1		Law Advocate	1		Accounting	1	
	Automotive Technology	1		Pre-Associate of Applied Science in Nursing	1		Business Administration	1	
	Culinary Arts	1		Registered Nursing	1		General Studies	1	
	Electrical Trades	1					Pre-Associate of Applied Science in Nursing	1	
	Engineering Technology	1					Welding	1	
	Industrial Engineering	1							
	Information Technology	1		Central New Mexico Community College	9				
	Information Technology Assistant	1		Early Childhood Multicultural Education	4				
	Mechanical Engineering	1		Accounting	1				
	Pre-Associate of Applied Science in Nursing	1		Administrative Office Specialist	1				
	Welding	1		Culinary Arts	1				
		Information Technology Technician	1						
		Nursing Assistant	1						
					San Juan College	5			
					Administrative Office Specialist	1			
					Business Administration	1			
					Electrical Engineering	1			
					Registered Nursing	1			
					Veterinary Technician	1			

Graduate student is “A student who holds a bachelor's degree or above and is taking courses at the postbaccalaureate level. These students may or may not be enrolled in graduate programs.” (<https://surveys.nces.ed.gov/ipeds/public/glossary>). Navajo Technical University current has three Graduate programs: Dine Culture, Language and Leadership, Management Information System and Electrical Engineering. The chart below shows the number of students enrolled in these three programs from fall 2020 through fall 2024.



The graphs below show the number of Graduate students by gender and full-time/part-time status. Graduate level full-time status means a student is enrolled for nine credits or more. This is different compared to the undergraduate level students.

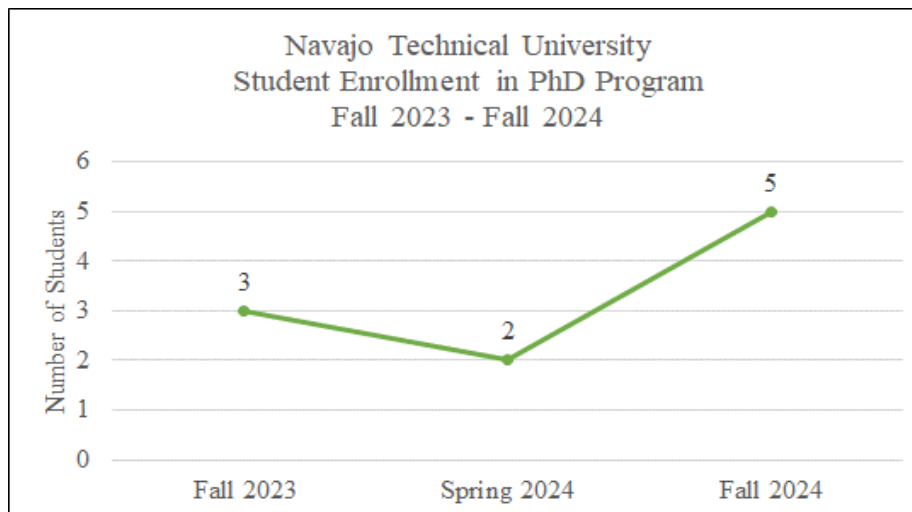


Institutions Graduate Students Transferred	Number of Students
Navajo Technical University	7
University of New Mexico	2
Dine College	1
Oklahoma City Community College	1
Salish Kootenai College	1
Southwestern Indian Polytechnic Institute	1
University of Pennsylvania	1
No Information	7



PhD student The Doctor of Philosophy (PhD) program at Navajo Technical University is designed for individuals who have a passion for preserving and promoting the Navajo language, culture, and traditions (<http://www.navajotech.edu/academics/doctor-of-philosophy/dine-culture-and-language-sustainability>).

This is a relatively new program that began last year. There are currently five students enrolled in the Dine Culture & Language Sustainability PhD program. There are four female students, and one male student enrolled for fall 2024. Four of the PhD students are full-time students meaning they are taking more than nine credit hours while one student is part-time.



Fun fact: All PhD students and Graduate level students are American Indian students and, all are from the Dine (Navajo) tribe representing three states: New Mexico, Arizona and Utah.



Faculty Convocation fall 2024. Faculty who was in attendance received “Thinking Hats” from the Office of Institutional Data & Reporting (OIDR). OIDR presented “Gateway Courses, Persistence, Retention, and Graduation Rates”. *Photo: Navajo Technical University Facebook.*



For more information, contact:
Sheena Begay, Director of
Institutional Data & Reporting

sheena.begay@navajotech
(505) 387-7467

<http://www.navajotech.edu/about/institutional-data-and-reporting>