



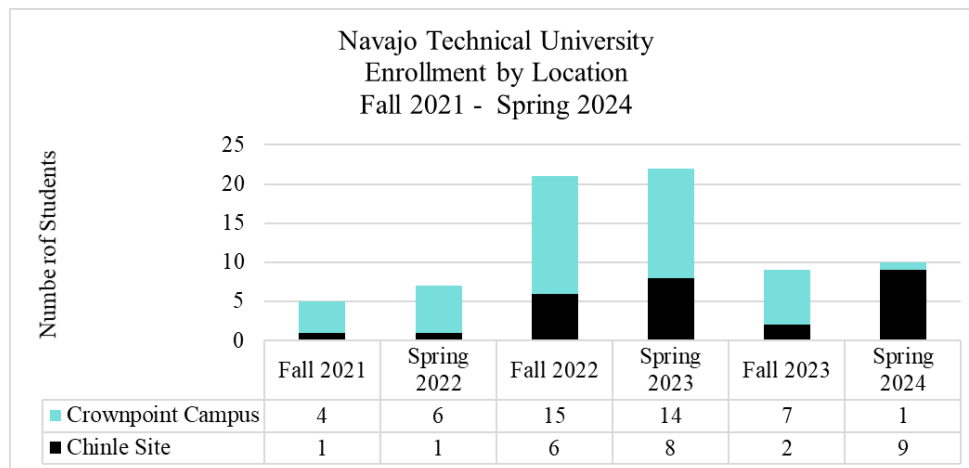
## Certificate: Nursing Assistant Pre- Associate of Applied Science Nursing

The following student enrollment data is based on Census Day count here at Navajo Technical University (NTU). Census day count (or Freeze Day count) is collected on the third Friday after the semester begins. The data collected is from Fall 2020 to Spring 2024 semesters for this program. The Office of Institutional Data and Reporting works in collaboration with the Registrar and the Director of Enrollment to produce and certify the semester enrollment.

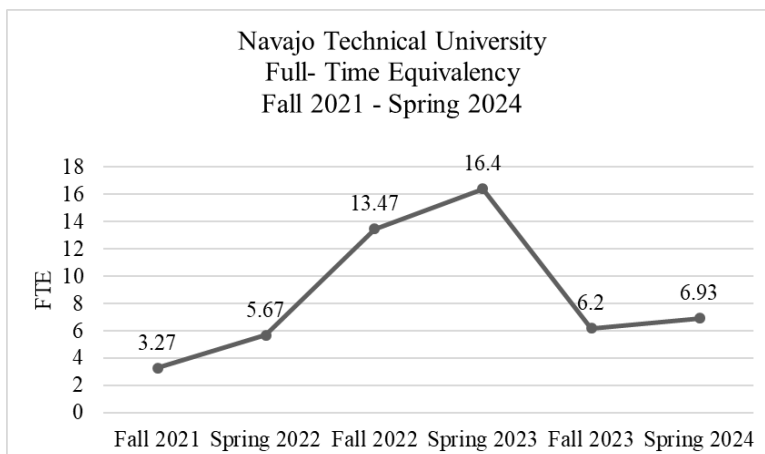
Navajo Technical University consists of six locations: Crownpoint Campus, Chinle Site, Kirtland Site, Teec Nos Pos Site, Zuni Site and online.

For more information, please contact Sheena Begay, Director of Institutional Data and Reporting at [sheena.begay@navajotech.edu](mailto:sheena.begay@navajotech.edu).

Graph 1, Enrollment by Location.



Graph 2, Enrollment by Full- Time Equivalency:



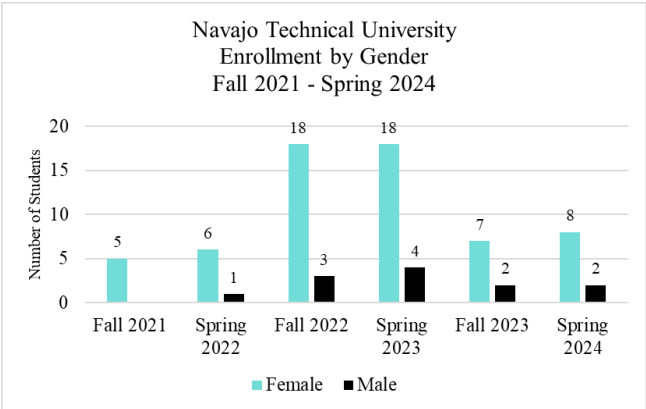
### Full Time Equivalency:

NTU utilizes New Mexico Higher Education definition and calculations to determine FTE:

Undergraduates FTE =  
Total Undergraduate Student Credit  
Hours (SCH) divided by 15.

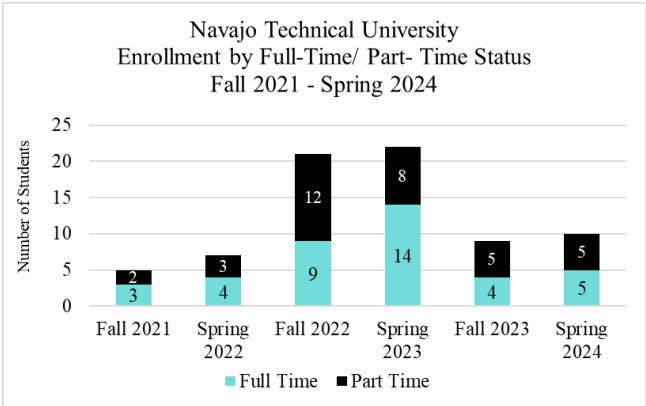


Graph 3, Enrollment by Gender:



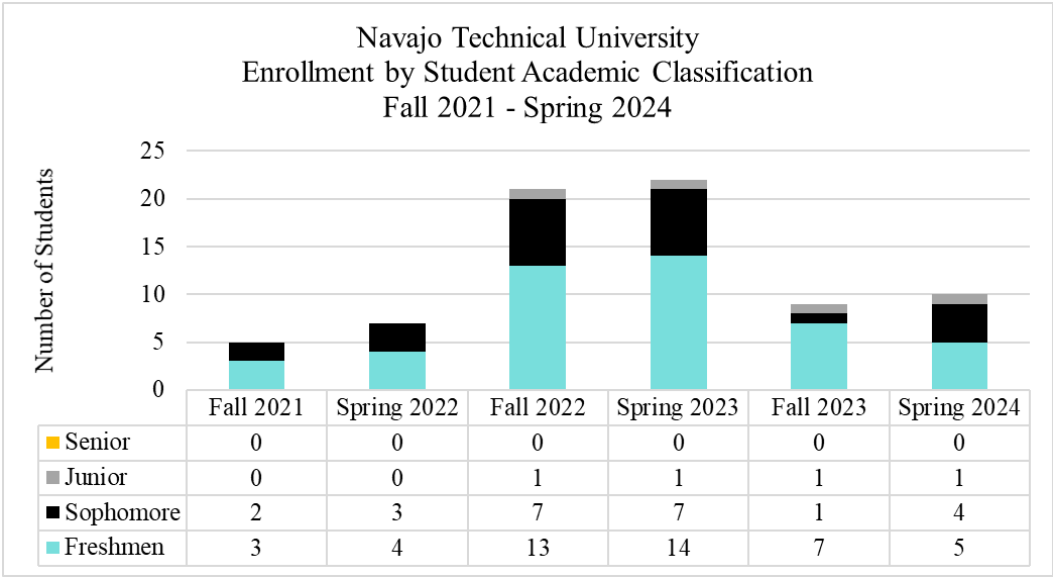
The graph above represents the enrollment by male or female students that are enrolled in the Nursing Assistant program.

Graph 4, Enrollment by FT/ PT Status:



- Full- Time students are considered to be enrolled with 12 or more credit hours.
- Part- Time students are considered to be enrolled with 9 or less credit hours.

Graph 5, showcases the student academic classification within the program.



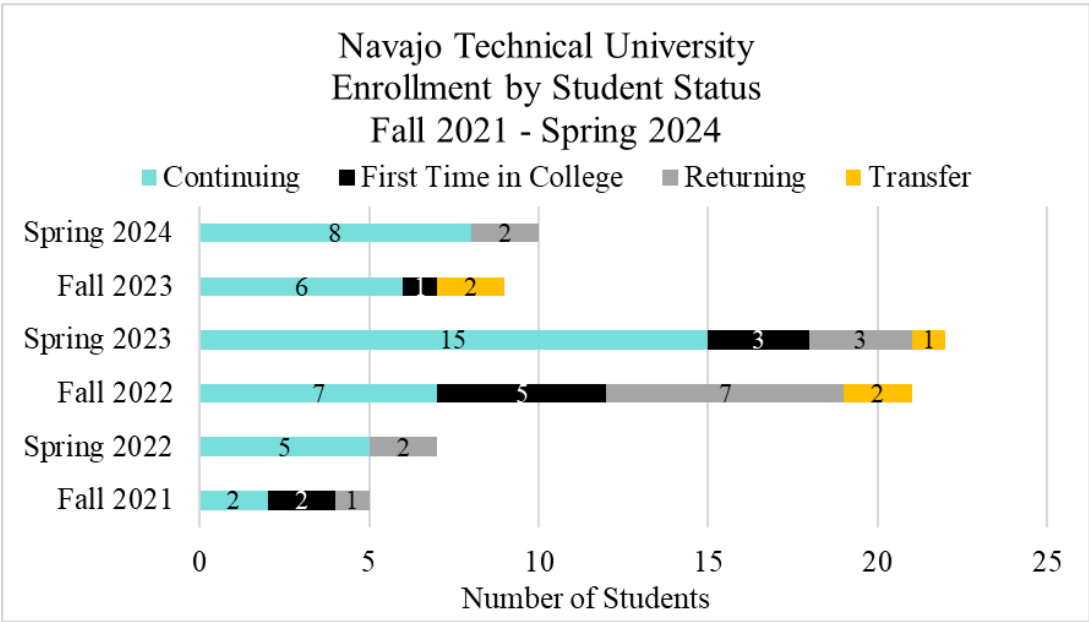
Student academic classification refers to:

- Freshman- A student who has completed 30 or less credit hours
- Sophomore- A student who has completed 31-59 credit hours
- Junior- A student who has completed 60-90 credit hours
- Senior- A student who has completed 91 or more credit hours





Graph 6, Student Status refers to the classification of enrolling students during a specified semester.



**Continuing students:** students who have continued their studies from Fall to Spring, or Spring to Fall semesters, without *stopping out*. (*stopping out* refers to a student who stopped attending the university and did not return during a fall or spring semester.

**First- Time in College:** students who has no prior post- secondary experience attending any institutions for the first time at the undergraduate level.

**Returning:** students who have stopped out for at least one semester (fall or spring semester) but have re-enrolled at Navajo Technical University to continue from seeking a degree or certificate.

**Transfer:** students who are entering the reporting institution for the first time but known have previously attend a post- secondary institution.

Number of Degree or Certificate Conferred Students by Semester	
Spring 2024	3
Fall 2023	0
Spring 2023	0
Fall 2022	0
Spring 2022	0
Fall 2021	0

Average Age of students in the Program	
Spring 2024	29
Fall 2023	28
Spring 2023	29
Fall 2022	27
Spring 2022	25
Fall 2021	24

Conferred graduates refers to the student officially being awarded a degree or certificate by the Registrar.

