



Navajo Technical University

Fall 2023

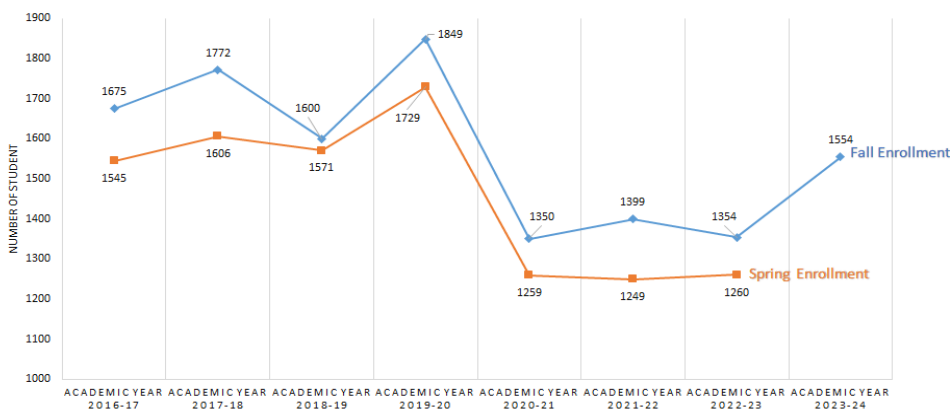
Enrollment Highlights

Fall 2023 Enrollment Highlights is an infographic document that is created and distributed by the Office of Institutional Data and Reporting (OIDR) at Navajo Technical University (NTU). It is to provide a snapshot of our fall 2023 student enrollment. The semester enrollment data reported in this document is based on *Census Day* count. **Census Day** or sometimes called “freeze day” refers to the official semester enrollment collection day for Navajo Technical University. The Office of Institutional Data & Reporting (OIDR) works in collaboration with the Registrar and the Director of Enrollment to produce and certify the semester enrollment.

Fall 2023 Enrollment: 1,554

Image 1

NAVAJO TECHNICAL UNIVERSITY ENROLLMENT BY SEMESTER FALL 2016 - FALL 2023



Navajo Technical University’s enrollment includes all students based on *headcount*. **Headcount** is the count based on the number of students present during census day count. This count includes all, degree seeking students, non-majors, dual credit students and graduate-level students. This is represented in a graph by fall and spring semesters in *image 1 (left)*.

OIDR analyzes data in various formats. Below you will see data based on *Student Status* (*image 2*) and location (*image 3*). **Student Status** refers to the classification of enrolling students during the specified semester. There are seven categories that make up the *Student Status*: *First Time In College*, *Continuing*, *Returning*, *Transfer*, *Graduate Students*, *PhD students* and *Dual Credit High School students*. The Student Status definitions are in accordance with the New Mexico Higher Education reporting guidelines.

Image 2

Student Enrollment by Student Status	Number of Students
Continuing	598
Dual Credit	399
First Time In College In College	225
Graduate Student	18
PhD Student	3
Returning	131
Transfer	180

Image 3

Student Enrollment by Location	Number of Students
AZ Dual Enrollment	47
Chinle Site	216
Crownpoint Campus	697
Dual Credit	5
Kirtland Site	26
NM Dual Enrollment	347
Online	165
Teec Nos Pos Site	10
Zuni Site	41

A First-time In College (FTIC) is an undergraduate student who “has no prior postsecondary experience attending any institution for the first time at the undergraduate level...” (<https://surveys.nces.ed.gov/ipeds/public/glossary>)

Why are First-Time In College Students Important? Our FTIC students are crucial to our institution since they represent the fall *cohort* that determines key institutional rates. These institutional rates include: graduation rate, retention rate, course completions rates and, developmental course placements/completions. FTIC students determine graduation rates by returning each semester, successfully completing required course work that is needed to receive their degree *on time* (or *within 150% of normal time to completion*).

150% of Normal time to completion means “The amount of time necessary for a student to complete all requirements for a degree or certificate according to the institution’s catalog.” Bachelor’s degrees are typically listed to be completed in four years, therefore: $4 * 150\% = 6$ years or 12 semesters (excluding summer sessions). Associate degrees are listed as two-year programs in our catalog, therefore: $2 * 150\% = 3$ years or 6 semesters (excluding summer sessions). Certificate programs are usually listed as a one-year program therefore: $1 * 150\% = 1.5$ years or 3 semesters (excluding summer sessions). These FTIC students must be full-time and degree seeking to be placed in a cohort. They are the ones who determine our retention and graduation rates. The fall 2023 FTIC cohort will need to complete their degree by following dates in order to be counted towards a successful completer of a program:

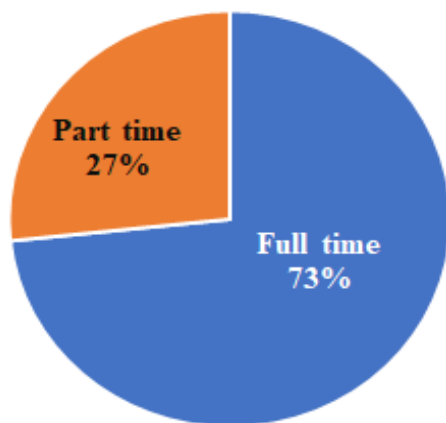
- Certificate– 3 semesters or fall 2024
- Associate– 6 semesters or spring 2026
- Bachelor– 12 semesters or spring 2029

First Time In College Students, Top Ten Majors:	#
Welding	38
Nursing Assistant	22
General Studies	16
Culinary Arts	15
Early Childhood Multi. Education	14
Electrical Trades	13
Information Technology Assistant	11
Accounting	7
Business Administration	7
Construction Technology	7
Administrative Office Specialist	6
Automotive Technology	6
Mechanical Engineering	5



Students collecting data during the fall 2023 Club Drive

Full-Time or Part-Time Status of FTIC Students



First Time In College: Enrollment by Location	Number of Students
Chinle Site	49
Crownpoint Campus	149
Kirtland Site	9
Online	6
Teec Nos Pos Site	2
Zuni Site	10

Fun fact: the average age of the fall 2023 first-time-in-college student is 23 years old.

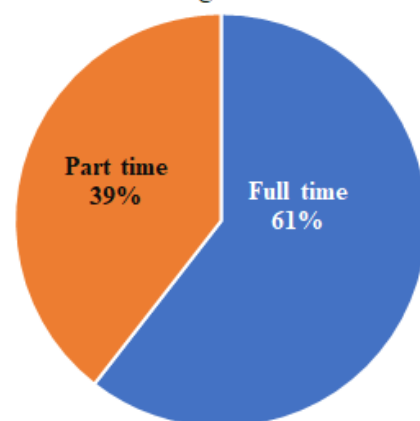
Continuing Students are undergraduate students who have continued their studies from fall to spring, or spring to fall semesters without *stopping out*. **Stopping out** refers to a student who stopped attending the university and did not return during a fall or spring semester. The data captured in this report are students who have continued from the spring 2023 semester and re-enroll this fall 2023 semester, regardless of changes in their part-time or full-time status, change of major or, change of campus/site location.

Continuing Students Top Ten Majors:

#

Early Childhood Multicultural Education	96
Business Administration	63
General Studies	37
Nursing Assistant	26
Welding	24
Administrative Office Specialist	22
Culinary Arts	21
Accounting	20
Electrical Engineering	20
Construction Technology	19
Automotive Technology	16
Information Technology	16

Full-Time or Part-Time Status for Continuing Students



Fun fact: Out of all NTU students, Continuing Students are most likely to select a STEM, bachelor program to major in here at NTU.

Returning students are undergraduate students who have stopped out for at least one semester (fall or spring semesters) but have re-enrolled at Navajo Technical University to continue seeking a degree/certificate. While some returning students may have stopped out for numerous years, others have stopped out for only a semester or two. Returning students who have not exceeded their *150% Normal time to completion* as explained in page three, can still complete on time if they enroll in summer semesters and/or intersession courses to complete their degree plan. If they have exceeded their time limitations, they will still be added to the number of completions (degree completions) and submitted to IPEDS. This will show that even though our students are not completing on time, they are still receiving a degree or certificate from NTU. IPEDS is the **Integrated Postsecondary Education Data System**, “It (IPEDS) is a system of interrelated surveys conducted annually by the U.S. Department of Education's National Center for Education Statistics (NCES).”

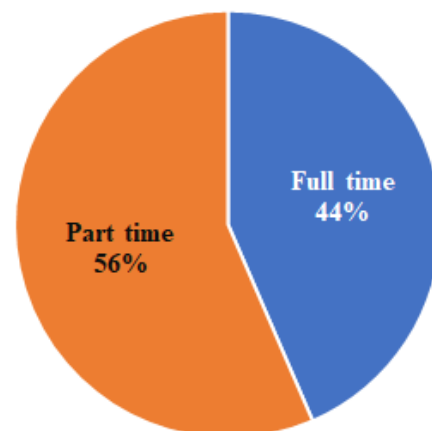
Returning Students Top Majors Selected:

#

Nursing Assistant	12
Business Administration	11
Early Childhood Multicultural Education	11
Administrative Office Specialist	10
Accounting	8
Law Advocate	8
Culinary Arts	7

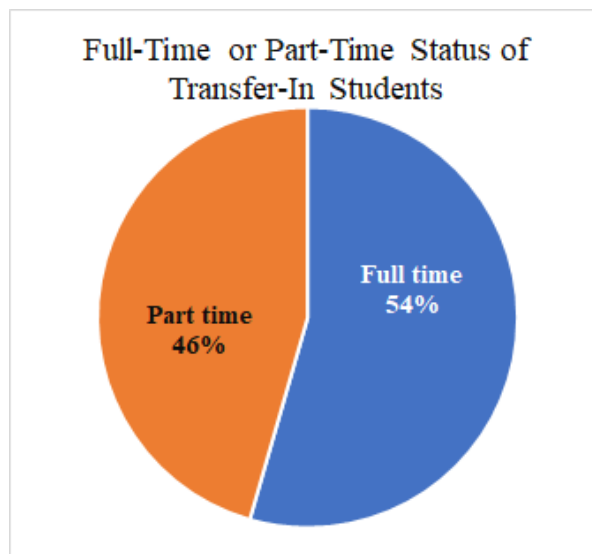
Fun fact: Out of all NTU students, Returning Students are most likely to select an Associate program here at NTU.

Full-Time or Part-Time Status of Returning Students



Transfer-In students, or Transfer Students is “A student entering the reporting institution for the first time but known to have previously attended a postsecondary institution at the same level (e.g., undergraduate, graduate). This includes new students enrolled in the fall term who transferred into the reporting institution the prior summer session. The student may transfer with or without credit. For systems of coordinated institutions (multi-campus system), students are to be identified as transfer-in students upon entering an institution from another institution within the same coordinated system.” (<https://surveys.nces.ed.gov/ipeds/public/glossary>)


Transfer-In Students Top Ten Majors:	#
Early Childhood Multicultural Education	30
Nursing Assistant	19
Welding	16
Business Administration	13
Administrative Office Specialist	12
Registered Nursing	9
Accounting	6
Culinary Arts	6
General Studies	6
Counseling	5
Information Technology Technician	4
Automotive Technology	3
Heavy Equipment Operator/CDL	3
Mechanical Engineering	3
Professional Baking	3



The top five institutions where our Transfer-In students came from, including the programs they are majoring in here at NTU is shown below.

Dine College	#	UNM Gallup	#	San Juan College	#	University of New Mexico (MAIN)	#
Early Childhood Multicultural Education	9	Early Childhood Multicultural Education	5	Administrative Office Specialist	2	Business Administration	2
Nursing Assistant	5	Business Administration	3	Business Administration	2	Accounting	1
Business Administration	4	Accounting	2	Counseling	2	Counseling	1
Accounting	2	Nursing Assistant	2	Registered Nursing	2	Creative Writing and New Media	1
Administrative Office Specialist	2	Registered Nursing	2	Accounting	1	Early Childhood Multicultural Education	1
Welding	2	Animal Science	1	Early Childhood Multicultural Education	1	Environmental Science and Natural Resources	1
Automotive Technology	1	Biology	1	Electrical Trades	1	Nursing Assistant	1
Counseling: Crisis Management & Suicide Prevent	1	Culinary Arts	1	Environmental Engineering	1	Plumbing	1
Creative Writing and New Media	1	Law Advocacy	1	Hotel & Restaurant Admin.	1	Welding	1
Culinary Arts	1	Pre-Associate of Applied Science in Nursing	1	Information Technology	1		
Environmental Science and Natural Resources	1			Law Advocate	1		
General Studies	1			Non-Major	1		
Industrial Maintenance Operations	1			Welding	1		
Information Technology Technician	1						
Law Advocate	1						
Law Enforcement	1						
Professional Baking	1						
Registered Nursing	1						

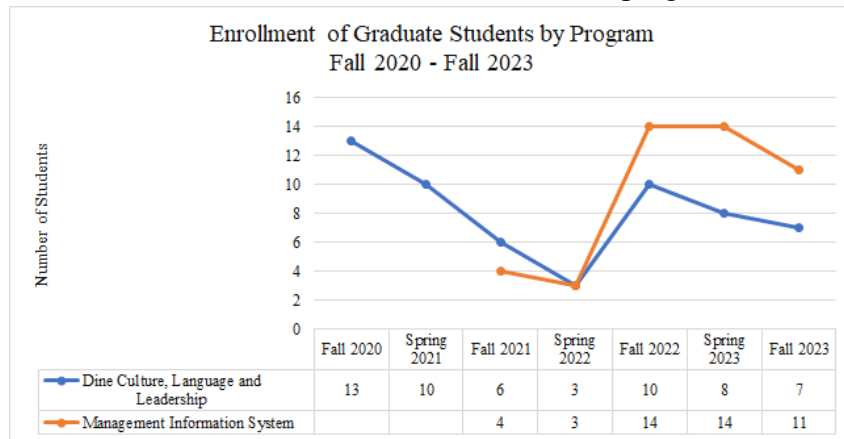
Transfer Students by Location	#
Chinle Site	37
Crownpoint Campus	107
Kirtland Site	6
Online	16
Teec Nos Pos Site	3
Zuni Site	11



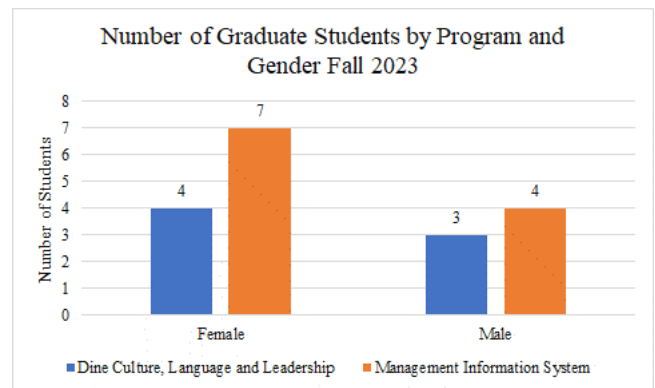
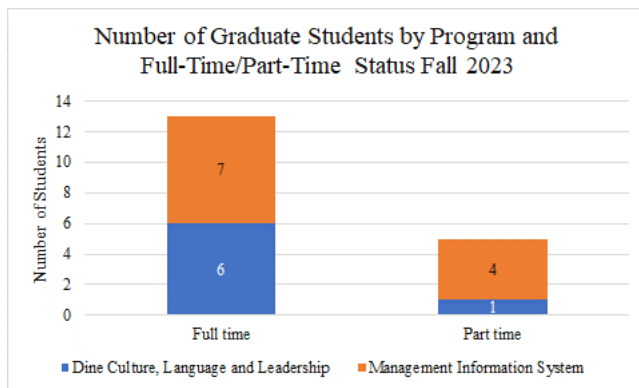
Native American Tribes Represented for Fall 2023
Navajo
Zuni
Apache
Acoma
Cherokee
Arapahoe
Cheyenne
Mississippi Band of Choctaw Indians
Laguna Pueblo
Paiute
Sioux
Ogila-Lakota
Tohono O'odham

Fun fact: Out of all NTU students, Transfer-In Students are most likely to select a bachelor or certificate program here at NTU.

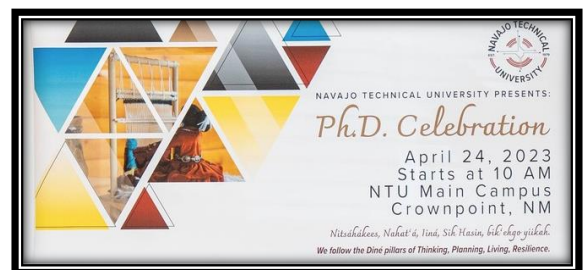
Graduate student is “A student who holds a bachelor's degree or above and is taking courses at the postbaccalaureate level. These students may or may not be enrolled in graduate programs.” (<https://surveys.nces.ed.gov/ipeds/public/glossary>). Navajo Technical University current has two Graduate programs: Dine Culture, Language and Leadership and Management Information System. The chart below shows the number of students enrolled in these two programs from fall 2020 through fall 2023.



The graphs below show the number of Graduate students by gender and full-time/part-time status. Graduate level full-time status means a student is enrolled for nine credits or more. This is different compared to the undergraduate level students.



PhD student The Doctor of Philosophy (PhD) program at Navajo Technical University is designed for individuals who have a passion for preserving and promoting the Navajo language, culture, and traditions (<http://www.navajotech.edu/academics/doctor-of-philosophy/dine-culture-and-language-sustainability>).



There are current three students enrolled in the Dine Culture & Language Sustainability, PhD program for the fall 2023 semester. There are 2 female and 1 male student enrolled in this program.

Fun fact: All PhD students and Graduate level students are American Indian students and, all are from the Dine (Navajo) tribe representing three states: New Mexico, Arizona and Utah.



For more information, contact:
Sheena Begay, Director of
Institutional Data & Reporting

sheena.begay@navajotech
(505) 387-7467

<http://www.navajotech.edu/about/institutional-data-and-reporting>