

*Nitsáhákees*      *Nahátá*      *Īina*      *Siihasin*  
**NAVAJO TECHNICAL UNIVERSITY**  
ESTABLISHED 1979

# New Learning Management System (LMS) - Blackboard Ultra



Presenter: Dr. Coleen Arviso  
Director of E-Learning

# Outline

What is LMS and Blackboard Ultra & Collaborate?

01



02

How to get started?

Training Information

03




04

Online Resources

Where to get help?

05



06

Requirements

# What is a Learning Management System (LMS) - Blackboard Ultra and how does it work?

- The shorthand description of a learning management system is an online location that helps you manage administration, tracking, reporting and delivering of courses, lessons and tests.
- A learning management system makes learning flexible, and you can deliver learning via computer, tablet and smartphone.
- As the primary role of a learning management system is to deliver learning to students, typically, there will be three different types of log-in (there could be more, depending on your solution). These would usually be an admin log-in, a faculty log-in, and a student log-in.



# What is a Blackboard Collaborate and how does it work?

---

**Blackboard Collaborate** is a real-time video conferencing tool that lets you add files, share applications, and use a virtual whiteboard to interact with students. **Collaborate** with the Ultra experience opens right in your browser, so you don't have to install any additional software to join a session.



Source: <https://www.youtube.com/watch?v=6SKSODqUeWg>

# What are the typical features of Blackboard Ultra?


"Ultra" describes the transformation of the user interface and workflows in Blackboard Learn.

**Check it out!** The intuitive, fluid interactions in our modern design are simple and fun to use.

**Use any device!** With our responsive design, the interface adjusts to fit on any computer, tablet, or smartphone.

**Don't miss any action in your courses.** From the [activity stream](#), you'll find an organized list of everything that's happened in all your courses. Select an item and jump in!

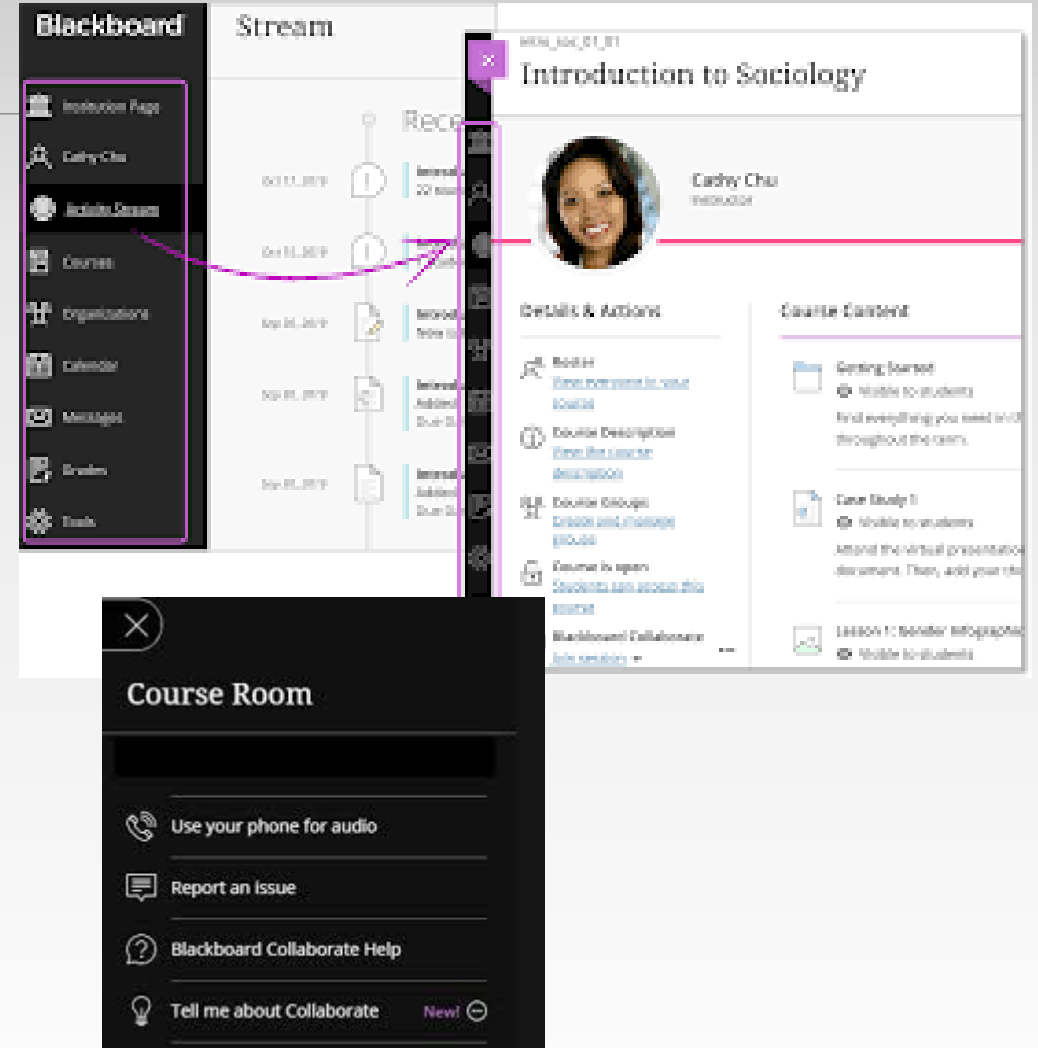
**A new course look.** We offer a dual approach for courses. You may be allowed to have a mix of courses in the [Ultra Course View](#) and the [Original Course View](#). Both course views appear seamlessly in [your course list](#).



Source: [https://help.blackboard.com/Learn/Instructor/Getting\\_Started/What\\_Is\\_Ultra](https://help.blackboard.com/Learn/Instructor/Getting_Started/What_Is_Ultra)

# What are the benefits of a Blackboard Ultra?

- Convenience.
- Tool is available for instructors in course shell.
- Control over session.
- All faculty in the course are automatically set up as moderators within a session.
- Tools for synchronous (occurring at same time) learning.
- Files and other content easily shared with participants.
- Secure



# What are the benefits of a Blackboard Collaborate?

---

- Increase Completion Rates and Retention.
- Eliminate Geographical Barriers.
- Build Online Communities.
- Save Travel Costs.
- All instructors in the course are automatically set up as moderators within a session. This gives them full control over the session, even if they did not create the session.
- Upload files (images, PowerPoints, and PDF's) prior to start of session using "Share Files" feature
- Send links and files real-time to participants using the "Chat" feature.
- Moderators and participants can easily copy and/or save content written on the virtual whiteboard.
- No time limitations for sessions.



# When will faculty start using Blackboard Ultra & Blackboard Collaborate?

---

We will be launching our new learning management system – Blackboard Ultra for summer 2021 session.

Starting May 24, 2021, Faculty will have access to Blackboard Ultra using your same NTU ID and password from the single sign-on (SSO) login to directly access Blackboard Ultra. You will be able to access your online/hybrid course and have access to a training template.

All faculty teaching online or hybrid will be required to take Blackboard training.

Required **Blackboard Ultra (BU)** training dates and times are listed below. You need to sign-up **for one of the sessions** which starts on May 24, to May 28, 2021, from 10 am to 12 pm.

In addition, to the BU training, there will be training on how to use **Blackboard Collaborate (BC)**. BC is a built-in virtual classroom tool, which accompanies BU and its function is similar to Zoom. Again, please sign up for one session. Note: The Blackboard Collaborate is optional and will be recorded and shared.



# When will students start using Blackboard Ultra & Blackboard Collaborate?

---

We will be launching our new learning management system – Blackboard Ultra for summer 2021 session.

Starting May 31, 2021, students will have access to Blackboard Ultra using your same NTU ID and password from the single sign-on (SSO) login to directly access Blackboard Ultra. You will be able to access your online/hybrid course and have access to a training template.

All students enrolled in an online or hybrid will be required to take Blackboard training.

Required **Blackboard Ultra (BU)** training dates and times are listed below. You need to sign-up **for one of the sessions** which starts on May 31, to June 18, 2021, from 1:00 pm to 2:00 pm.

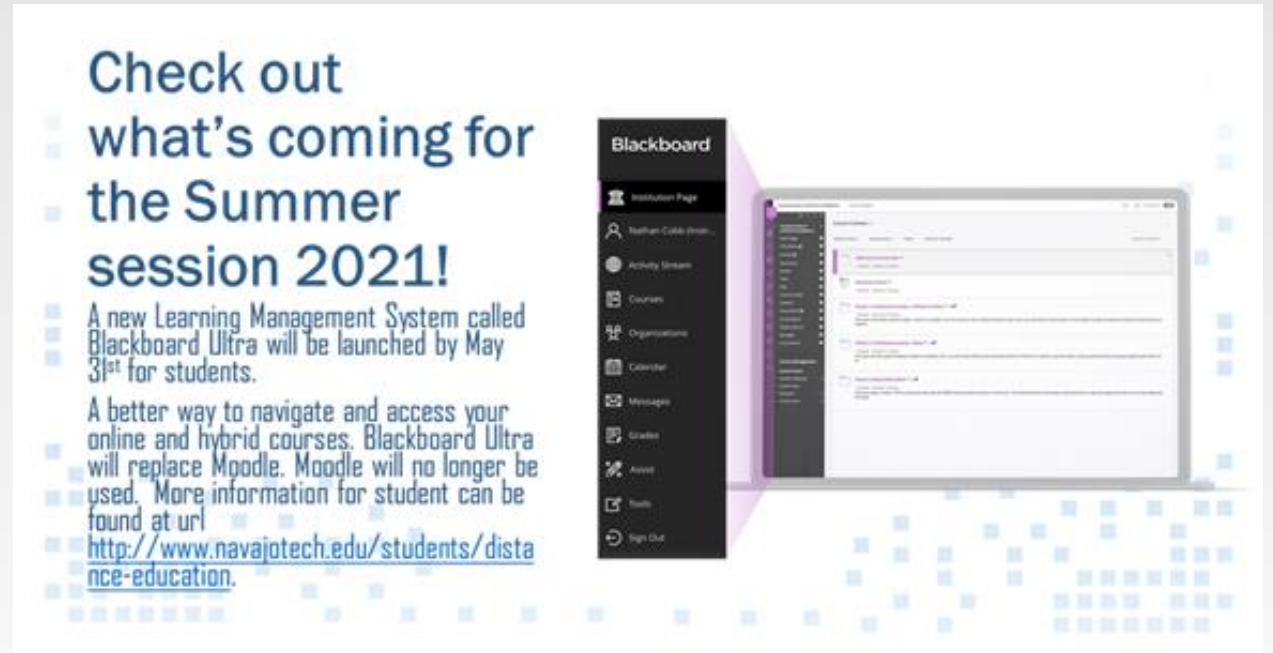
In addition, to the BU training, there will be training on how to use **Blackboard Collaborate (BC)**. BC is a built-in virtual classroom tool, which accompanies BU and its function is similar to Zoom. Again, please sign up for one session.

**You will have access to your online/hybrid course on June 7, 2021, for the start of the summer session. As a student, you will receive training to Blackboard Ultra on how to access your course one week before the start of the summer session.** |

# Where do I access Blackboard Ultra and Blackboard Collaborate?

---

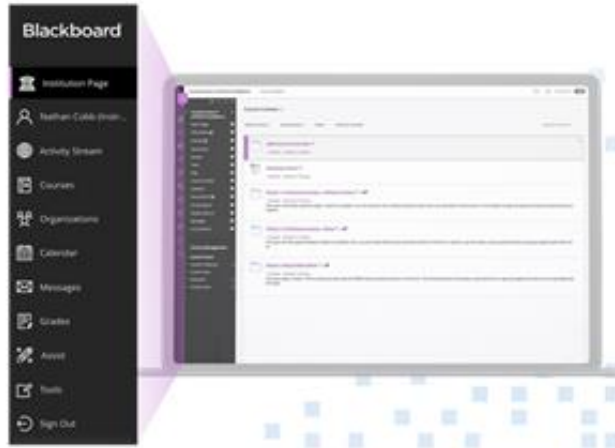
- Faculty and students will have access to Blackboard Ultra using your same NTU ID and password from the single sign-on (SSO) login and directly to Blackboard Ultra. You will be able to access your online/hybrid course and have access to a training template.
  - Faculty – May 24, 2021, training and the course on summer schedule.
  - Students – May 31, 2021, only to training. You will not see your summer course until instructions begins on June 7<sup>th</sup>.
- <https://navajotech.blackboard.com/>



**Check out what's coming for the Summer session 2021!**

A new Learning Management System called Blackboard Ultra will be launched by May 31<sup>st</sup> for students.

A better way to navigate and access your online and hybrid courses. Blackboard Ultra will replace Moodle. Moodle will no longer be used. More information for student can be found at url <http://www.navajotech.edu/students/distance-education>.



# How do I get started?

---

Feeling a little lost? The E-Learning department provides so many resources to the NTU community that it's easy to become overwhelmed. Fortunately, you don't need to learn everything all at once. Just explore the section that best fits you to get started.








## Where can I find more information?

The **Ultra Base Navigation brochure** was emailed to all faculty and students for your review. If you're interested in learning more, here are a few useful Blackboard websites:

Want to try it out now? Check out [Blackboard's Ultra](#) for more information.

[Blackboard Ultra Help](#): Assistance using the new Ultra Base Navigation for students will be shared and posted on our [NTU webpage](#) and [E-Learning page](#).

# Where can faculty find training information and resources?

	Faculty Readiness to Teach Online - Do you have Technical Skills?
	NTU Faculty Orientation - Teaching Online or Hybrid Course
	Developing & Support of an Online or Hybrid Course
	Blackboard Ultra Training and Information
	Student Support and Access to Blackboard Ultra
	Technology Support and Requirements
	Memberships, Agreements, and Guidelines



On the NTU webpage at URL:  
<http://www.navajotech.edu/faculty-staff/distance-learning>

- Under Faculty & Staff called “**Online Faculty Resources**”.
- Under Academic called “**E-Learning**”.

More information at URL <http://www.navajotech.edu/academics/e-learning> Under Faculty Resources

# Additional Faculty & Staff Training



## Online Learning Consortium (OLC)

Navajo Technical University has become institutional members of the Online Learning Consortium (OLC) formerly Sloan-C. The Online Learning Consortium is the leading professional organization devoted to advancing quality online learning providing professional development, instruction, best practice publications and guidance to educators, online learning professionals and organizations around the world.



## State Authorization Reciprocity Agreement (SARA)

Navajo Technical University (NTU) is pleased to share as of June 7, 2017, we've been approved by New Mexico Higher Education Department (NMHED) to participate in the National Council for State Authorization Reciprocity Agreements (NC-SARA). We are the first Tribal University/College to become members of SARA. As a participating institution, NTU Online Courses/Programs will need to follow the Interregional Guidelines for the Evaluation of Distance Education programs. [SARA Guidelines](#).



## Higher Learning Commission

[Guidelines for the Evaluation of Distance Education \(Online Learning\)](#): The Guidelines for the Evaluation of Distance Education (On-line Learning) have been developed by the Council of Regional Accrediting Commissions (C-RAC) to assist institutions in planning distance education and to provide an assessment framework for institutions already involved in distance education and for evaluation teams.



## Western Interstate Commission for Higher Education (WICHE) Online Course Exchange


NTU is partners with [WICHE Online Course Exchange](#). The Online Course Exchange increases access for students utilizing your institutional resources more effectively. The OCE Catalog lists online courses with seats available for use by other member institutions.



WCETNTU has organizational membership to WCET. WCET is the leader in the practice, policy, & advocacy of technology-enhanced learning in higher education.

QUALITY MATTERS

Q M



MAGNA

Blackboard  
collaborate™  
ULTRA

Sign-up for the free webinars and training through our University memberships. Email me at [ccarviso@navajotech.edu](mailto:ccarviso@navajotech.edu) for more information.

# Where can students find training information and resources?

## Online Course Expectation

Learning online requires access to the Internet and a device (laptop, tablet, etc.). In some courses, you may be required to have additional software, a webcam, etc. If you do not have the technology required for your course, please contact your academic advisor to discuss alternatives as soon as possible. Please refer to Step 8 for more information.



Step 1: NTU Online Learning Readiness Quiz



Step 2: Review Courses and Programs offered Online



Step 3: Registering for your Online Course



Step 4: NTU Student Orientation



Step 5: Services for Online Students (Advising, Library, Online Tutoring, Accommodations, Online Writing Lab, Enrollment Services, etc.)



Step 6: Getting Started in Your Online Course



Step 7: Blackboard Ultra Training and Information



Step 8: Technology Support and Requirements



On the NTU webpage at URL:  
<http://www.navajotech.edu/students/distance-education>

- Under Current and Future Students called “**Online Student Resources**”.
- Under Academic called “**E-Learning**”.

More information at URL <http://www.navajotech.edu/academics/e-learning> Under Student Resources

# Where can I get help?

## **E-Learning Department:**

**Coleen Arviso, Ph.D.**, *Director of E-Learning*

Email: [ccarviso@navajotech.edu](mailto:ccarviso@navajotech.edu)

Phone: 505.728-7069

Webpage: <http://www.navajotech.edu/academics/e-learning>

**Note: Help with Blackboard Ultra and Blackboard Collaborate**

## **IT Department:**

Phone: 505.387.7363 / 505.786.4208

Email: [its@navajotech.edu](mailto:its@navajotech.edu)

Submit Help Desk Ticket

Technology Checkout Form

Webpage: <http://www.navajotech.edu/about/it-dept>

IT Contact Information: <http://www.navajotech.edu/faculty-staff/staff-directory/information-technology>

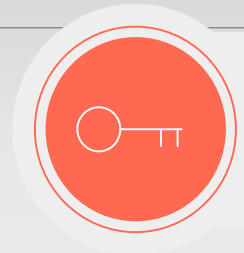
**Note: Help SSO login (new accounts, password reset), computer access, campus internet access.**

***From Faculty and Staff at NTU. We are here to help you succeed.***



# Will staff get Blackboard training?

Yes, middle of June and early July, training dates TBD. In the meantime, you can sign-up for free webinars at:



## Blackboard Webinars

This is a really great resource. Webinars are offered throughout the year.

## Instructor Webinar Series

Teaching with Blackboard from Basics to Advanced



## Ongoing Free Webinars

Getting the most out of teaching with Blackboard Learn and Collaborate

## Recording Available

Make a quick transition to deliver instruction remotely.





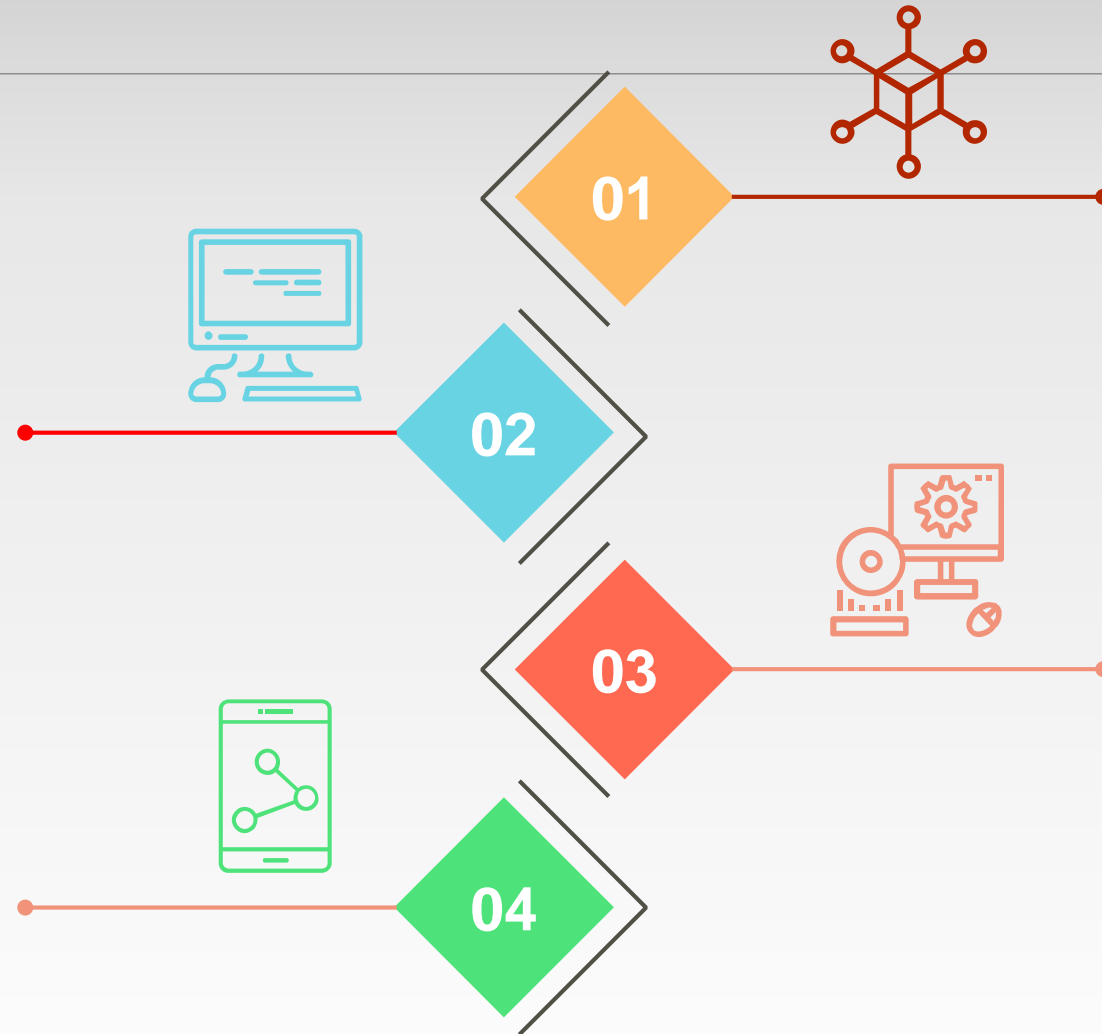
# Timeline

May 31- June 18, 2021  
from 1:00 pm to 2:00  
pm – required training.

Students will have access to  
your online/hybrid course on  
June 7, 2021

Fall training – Late  
June and early  
August

Blackboard Training will be  
offered for all faculty and staff  
– dates TBD.



May 24<sup>th</sup>-May 28<sup>th</sup>,  
2021, more training  
dates TBD  
Faculty have access to  
Blackboard to courses and  
training course

To all Faculty & Staff:  
Late June and early  
July  
Blackboard Training will be  
offered for all faculty and staff  
– dates TBD.

# Online Learning Tips for Students & Faculty

## 3. CHECK YOUR INTERNET CONNECTION



Make sure you have access and the tools you need to learn online. If you have any issues with resources, contact your professor as soon as possible.

NTU is offering hotspots in Crownpoint and Chinle campus.

## 1. CHECK YOUR NTU EMAIL

Check your NTU email from your professor for instructions. If no message, send an email to your professor.

- ◆ Refer to instruction on [Contacting Your Professor](#)
- ◆ Login into [SSO login](#), click on the student email. Select "Compose" to generate a message and send your email.
- ◆ If you need an SSO login, email [its@navajotech.edu](mailto:its@navajotech.edu) to request your NTU ID
- ◆ All faculty contact information can be found on the NTU webpage at [faculty directory](#)



## 4. DESIGNATE SPECIFIC TIMES & STUDY SPACE

Designate specific times and study space for your online learning.

- ◆ Refer to instruction on [Student E-Learning Policies & Procedures](#)
- ◆ Refer to instruction on [Student E-Learning Policies & Procedures Student Acknowledgement Form](#)
- ◆ Refer to instruction on [How to Communicate with your Professor](#)
- ◆ [Online Learning Attendance](#)
- ◆ [Academic Honesty](#)
- ◆ [NTU Student Code of Conduct](#)



- ◆ [NTU Student Support Programs](#)
- ◆ [Verification of Student Identity in Distance Education](#)
- ◆ [E-Learning Tips for Success](#)
- ◆ [Student Originality of Course Work](#)
- ◆ [Student Services Department](#)
- ◆ [Online Complaint Form](#)

## 2. Online Support Resources

WE OFFER A FULL RANGE OF STUDENT SERVICES TO SUPPORT YOUR ONLINE LEARNING SUCCESS

With the Navajo Technical University moving to online course delivery for the fall semester, we are dedicated to helping our students succeed. Below you will find a comprehensive list of student services. Although some of these services may not be available physically, students are encouraged to still reach out and find the support they need.


[Academic Advising](#) | [Library](#) | [Career Services](#) | [Online Tutoring](#) | [Accommodations Resources](#) | [Technology Support](#) | [Online Student Training](#) | [Online Writing Lab](#) | [Online Student Workshops](#) | [Online Orientation](#) | [Online Complaint Form](#) | [Online Registration](#) | [Online Learning Transition](#) | [Online Readiness Quiz](#) | [Online Courses](#) | [Online Transcripts Request](#) | [Financial Aid](#) | [Enrollment Services](#) | [Online Learning for Dual Credit](#)

ACADEMIC ADVISING




URL: <http://www.navajotech.edu/student-services>

# What is required of me as a student or faculty?




## Faculty E-Learning policies and procedures

Board of Regents will reviewing to approve by next week May 2021.




## Faculty E-Learning Guidelines

Online teaching guidelines can be found on the Online Faculty Resource page – new requirements.




## Student E-Learning Policies & Procedures

Board of Regents will reviewing to approve by next week May 2021.

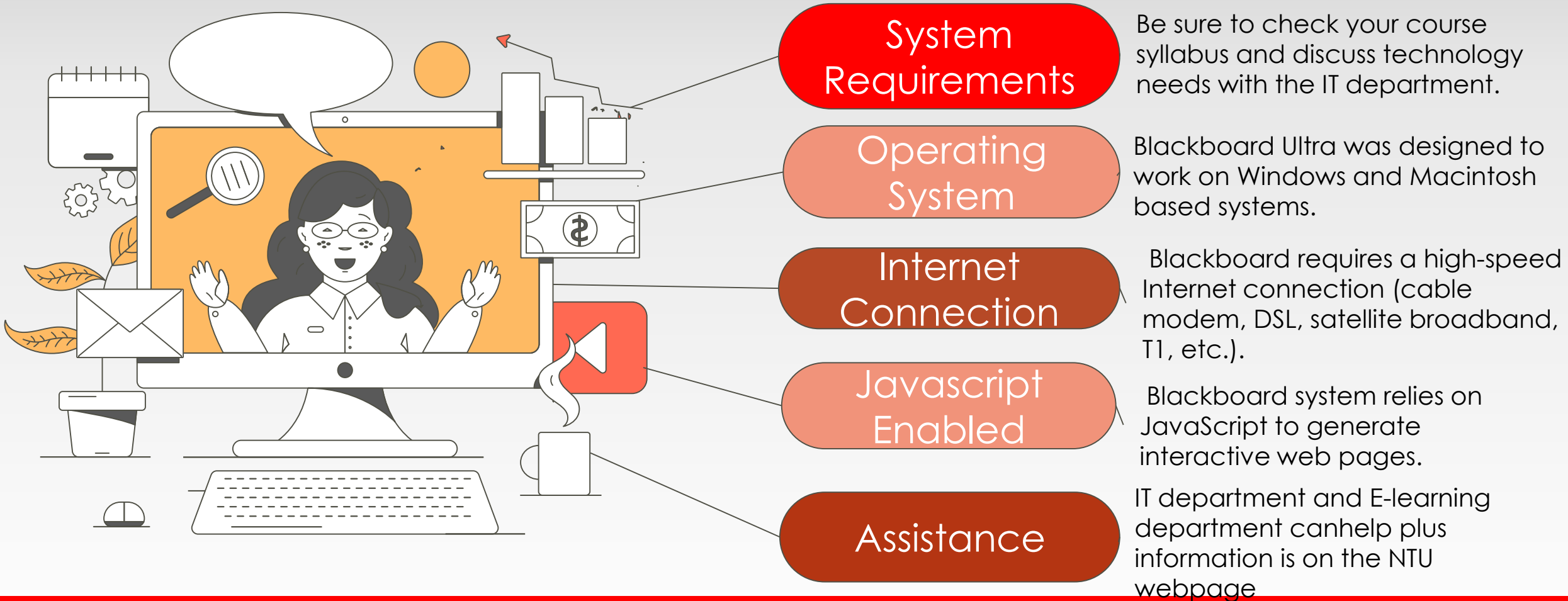


## Use NTU Skyhawk email

All faculty and students are required to use NTU skyhawk email to communicate and interact – address federal verification.



# What are the technology requirements for an online & hybrid course?



# Reflection

---

- Share your resources and information.
- Collaborate with other faculty, students, and advisors
- Know your students, know your faculty, know your advisor
- Know your resources and online tools
- Be creative and be honest with your students and faculty
- As a reference this presentation will be posted on the E-Learning Website.



# Question?

---





THANK YOU

Insert the Subtitle of Your Presentation